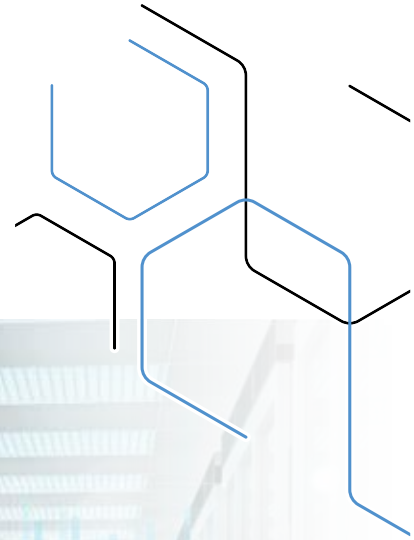


Keor SPE RT

SINGLE-PHASE UPS

Rack version from 750 to 3000 VA



THE **GLOBAL SPECIALIST** IN ELECTRICAL
AND DIGITAL BUILDING INFRASTRUCTURES

 **legrand**[®]

SUSTAINABILITY

Corporate Social Responsibility

Green management and sustainable supply chain: these concepts are part of Legrand's Corporate Social Responsibility, which is the company's commitment to drawing up a strategy and implementing it with practical actions aimed at socially responsible behaviour towards everything around it, such as people, things and environment.

CSR involves the management of human resources, the organization and division of labour and the management of natural resources. CSR aims to assess the impact that the company's actions and decisions have internally, but also externally, on the stakeholders and the environment.

BUSINESS ECOSYSTEM

or how Legrand interacts ethically with the whole ecosystem of its activities.

PEOPLE

or how Legrand engages with all of its employees and stakeholders.

ENVIRONMENT

or how Legrand intends to limit the Group's environmental impact.



Circular economy

We are committed to creating a system that involves all stakeholders to share values, objectives and actions in order to control and reduce the environmental impact of all our economic and production processes, reduce waste and environmental impact and transform what would once have been defined as «waste» into new resources. Controlling these aspects has an impact on the entire life cycle of the product, starting from the design of new concepts and new specifications for the materials the UPS is made of; this is possible through responsible design and procurement processes (so-called «green procurement»), with a strong focus on research and the use of innovative materials from the circular economy and alternative raw materials. When a product ends its life, all these materials can become high value-added resources that can be used in other production cycles.



Digitalization

New information technologies allow us to reduce the use of several paper documents in favor of the digital format: in this way the information is always and everywhere accessible from a PC or smartphone and at the same time we can avoid the felling of many trees.

Digitization also becomes an important driver of the circular economy, since it allows the use of tools for performance data analysis and preventive diagnostics, both useful for optimizing the life cycle and durability of the product.

Efficiency

Our R&D team is constantly working on the development of increasingly efficient UPSs that allow high and incremental performance with minimum energy dissipation; with regard to CO₂ emissions, we are implementing processes and products that represent an improvement in the percentage of carbon footprint compared to the past.

But efficiency is not only synonymous with high performance.

For us, efficiency also means ecodesign: this implies that the UPS is designed to be easily repaired, maintained and it's easy to separate its components.

This means increasing the durability of our UPSs and the possibility of reusing and recycling them at the end of their life.



EPD/PEP

For each product family we draw up an EPD (Environmental Product Declaration) or PEP (Profil Environnemental Produit) in line with ISO 14025: it is a declaration that is a sort of environmental photograph of the product.

The EPD is drawn up according to the concept of Life Cycle Assessment: it examines the environmental impact of a product throughout its life cycle, from the development of product specifications to the choice of materials to be used and the end-of-life destination of the product itself.

Keor SPE RT

rack version

SINGLE-PHASE UPS

The Legrand UPS Keor SPE RT is an uninterruptible power supply with line-interactive technology with pure sinewave output.

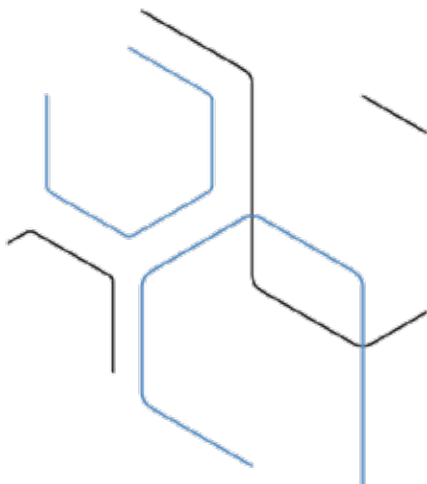

The Keor SPE RT is a convertible UPS that can be used in both tower and rack configurations.

It delivers a rated power from 750 to 3000 VA, is managed by a microprocessor, is equipped with integrated self-diagnostics and works on cold-start.

With the reversible screen*, it can be used in both tower and 19" rack configuration.

The most intelligent and efficient network power protection comes with the best aesthetic design. Keor SPE RT is equipped, internally, with valve-regulated, hermetically sealed lead accumulator batteries. The batteries can be easily replaced thanks to a specific door located on the front of the UPS.

The presence of an electronic stabilizer (AVR) inside the UPS provides the connected loads with effective protection against any interference in the electrical mains.



The main features of Keor SPE RT are:

- Different P.F. options for different needs 0.7 to 0.9
- Different size 1U to 3 U
- Reliable
- User friendly convertible LCD and navigation
- Hot swappable battery
- Identical external battery cabinets
- Programmable extended quantity of outlets
- 2 Dry contacts
- Cold start (DC power on)



Perfect communication

Keor SPE RT is equipped with smart communication port and it can be connected to a PC through the USB and Serial RS232 port allowing you to monitor its operation, thanks to the free software, and carry out an emergency shutdown of Windows and Linux operating systems.



User friendly LCD display

The 5-button control panel and LED bar allow easy use of the display and quick and intuitive reading of UPS signals.

LED Bar:

- **GREEN:** Everything is OK on UPS. Load is protected.
- **ORANGE:** The load is supplied by UPS, but an alarm is active, control is required.
- **RED:** The load is not supplied by UPS. Emergency exists.



Keor SPE RT rack version

Line Interactive UPS - Single phase VI-SS



3 110 65



3 110 67



3 110 71



3 110 75

Characteristics

- Convertible Rack/Tower (19" rack)
- Wide input voltage range and frequency
- Convertible display helps to use both for tower and rack applications
- USB, RS232 and SNMP: all works simultaneously
- EPO (adjustable as NC/NO via LCD)
- Extended battery cabinet for RT 2U/3U Models
- 2-Dry Contacts: input failure and battery low alarm

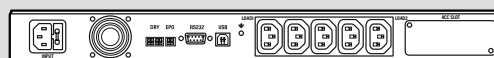
| Item | UPS Keor SPE RT | | | | | | Communication ports/slot |
|----------|------------------------|--------------------|------------------|--------------------|---------------------------------|--------------------|--------------------------|
| | Size (Number of units) | Nominal power (VA) | Active power (W) | Back up time (min) | Number of sockets (10A/16A) IEC | | |
| 3 110 65 | 1U | 750 | 525 | 10 | 5 / - | USB - RS232 - SNMP | |
| 3 110 66 | 1U | 1000 | 700 | 7 | 5 / - | USB - RS232 - SNMP | |
| 3 110 67 | 2U | 1000 | 800 | 8 | 8 / - | USB - RS232 - SNMP | |
| 3 110 68 | 1U | 1500 | 1050 | 8 | 5 / - | USB - RS232 - SNMP | |
| 3 110 69 | 2U | 1500 | 1200 | 10 | 8 / - | USB - RS232 - SNMP | |
| 3 110 70 | 2U | 2200 | 1980 | 8 | 8 / 1 | USB - RS232 - SNMP | |
| 3 110 71 | 3U | 2200 | 1980 | 8 | 8 / 1 | USB - RS232 - SNMP | |
| 3 110 72 | 2U | 3000 | 2700 | 6 | 8 / 1 | USB - RS232 - SNMP | |
| 3 110 73 | 3U | 3000 | 2700 | 6 | 8 / 1 | USB - RS232 - SNMP | |

| Item | Battery cabinets |
|----------|--------------------------|
| 3 110 74 | For UPS ref. 3 110 67 |
| 3 110 75 | For UPS ref. 3 110 69 |
| 3 110 76 | For UPS ref 3 110 70/71 |
| 3 110 77 | For UPS ref. 3 110 72/73 |

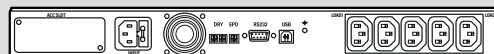
| Item | Accessories |
|----------|--|
| 3 109 52 | Rack support bracket kit |
| 3 109 53 | External manual by-pass |
| 3 110 78 | 10 A British Standard cable for 3 110 65 - 3 110 66 - 3 110 67 - 3 110 68 - 3 110 69 |
| 3 110 79 | 16 A British Standard cable for 3 110 70 - 3 110 71 - 3 110 72 - 3 110 73 |

Characteristics

Keor SPE - 1 Units

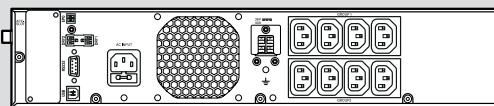


3 110 65 / 3 110 66

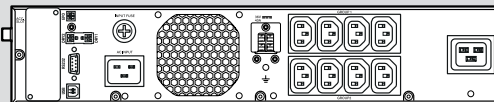


3 110 68

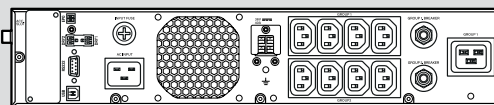
Keor SPE - 2 Units



3 110 67 / 3 110 69

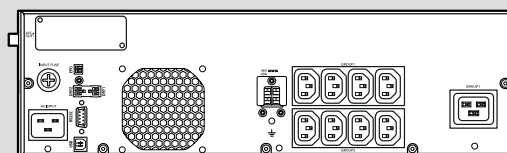


3 110 70

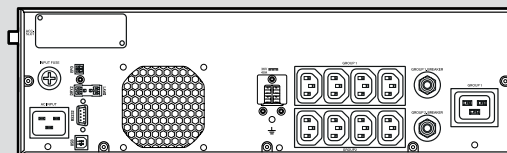


3 110 72

Keor SPE - 3 Units



3 110 71



3 110 73

NOTE: The stated back-up times in minutes are estimated and may vary according to the load characteristics, operating conditions and environment.

In accordance with its policy of continuous improvement, the Company reserves the right to change specifications and designs without notice. All illustrations, descriptions, dimensions and weights in this catalogue are given as a guide only.

Keor SPE RT rack version

Line Interactive UPS - Single phase VI-SS

Characteristics

| General specifications | 3 110 65 | 3 110 66 | 3 110 67 | 3 110 68 | 3 110 69 | 3 110 70 | 3 110 71 | 3 110 72 | 3 110 73 |
|---|--|----------------|----------------|----------------|----------------|-----------------|----------------|-----------------|----------|
| Nominal Power (VA) | 750 | 1000 | 1000 | 1500 | 1500 | 2200 | 2200 | 3000 | 3000 |
| Active Power (W) | 525 | 700 | 800 | 1050 | 1200 | 1980 | 1980 | 2700 | 2700 |
| Power Factor | 0.7 | | 0.8 | 0.7 | 0.8 | 0.9 | | | |
| Rack Unit | 1U | | 2U | 1U | 2U | | 3U | 2U | 3U |
| Technology | Line Interactive VI | | | | | | | | |
| Waveform | Pure sinewave | | | | | | | | |
| Input | | | | | | | | | |
| Number of input phases | 1Ph | | | | | | | | |
| Voltage (V) | Nominal: 230 / Range: 175 - 288 @ full load | | | | | | | | |
| Frequency (Hz) | 47-63Hz (50/60Hz auto-sensing) | | | | | | | | |
| Output | | | | | | | | | |
| Output Voltage | 230 V, adjustable to 200/208/220/230/240 V | | | | | | | | |
| Frequency (Hz) | 50 or 60Hz +/- 0.5 % | | | | | | | | |
| Programmable Outlets | YES (2-group for 1U) (1-group for 2U/3U) | | | | | | | | |
| Batteries | | | | | | | | | |
| Battery type | Lead-acid sealed without maintenance (VRLA) | | | | | | | | |
| Battery replacement | Front Access (Hot-swappable) | | | | | | | | |
| Battery extension | Only 2U/3U: YES (max. 4 pcs) | | | | | | | | |
| Legrand references | N/A | 3 110 74 | N/A | 3 110 75 | 3 110 76 | | | 3 110 77 | |
| Charging Time (0-90%) | 6-7 hours | | | | | | | | |
| Communication and management | | | | | | | | | |
| Screen and signalling | Five buttons, display and three-colored LED Bar for real-time control of the status of the UPS | | | | | | | | |
| Communication | RS232 - USB - SNMP Slot - EPO - 2-dry contacts | | | | | | | | |
| Protections | Electronic circuits against overloads and short-circuit, back-feed, emergency power off (EPO), overtemperature | | | | | | | | |
| Physical characteristics | | | | | | | | | |
| Dimensions W x H x D (mm) | 440 x 44 x 513 | 440 x 88 x 440 | 440 x 44 x 557 | 440 x 88 x 440 | 440 x 88 x 600 | 440 x 132 x 500 | 440 x 88 x 600 | 440 x 132 x 500 | |
| Net weight (kg) | 13.5 | 16.9 | 16.8 | 17.5 | 28.3 | | | 29.5 | |
| Battery cabinet dimensions W x H x D (mm) | N/A | 440 x 88 x 440 | N/A | 440 x 88 x 440 | | | | | |
| Net weight (kg) | - | - | 27.5 | - | 27.5 | 28.7 | | | |
| Environmental conditions | | | | | | | | | |
| Operating temperature | 0 – 40°C / +32°F – + 104° F | | | | | | | | |
| Relative humidity range (%) | 0 – 95% (Non-Condensing) | | | | | | | | |
| Storage temperature | 0 °C +50 °C / +32 °F to +122 °F | | | | | | | | |
| Protection degree | IP20 | | | | | | | | |
| Acoustic Noise at 1m (dBA) | < 40 | < 45 | < 50 | < 45 | < 50 | < 55 | | | |
| Estimated content of circular economy derived materials | ≈ 41% | | | | | | | | |
| Recyclability rate calculated using the method described in technical report IEC/TR 62635* | ≈ 78% | | | | | | | | |
| Conformity | | | | | | | | | |
| Reference product standards | IEC/EN 62040-1, IEC/EN 62040-2, IEC/EN 62040-3 | | | | | | | | |

*This value is based on data collected from a technological channel operating on an industrial basis. It does not pre-validate the effective use of this channel for end-of-life of this product.



FOLLOW US
ALSO ON

@ www.ups.legrand.com



**World Headquarters and
International Department**
87045 Limoges Cedex - France
☎ : + 33 (0) 5 55 06 87 87
Fax : + 33 (0) 5 55 06 74 55