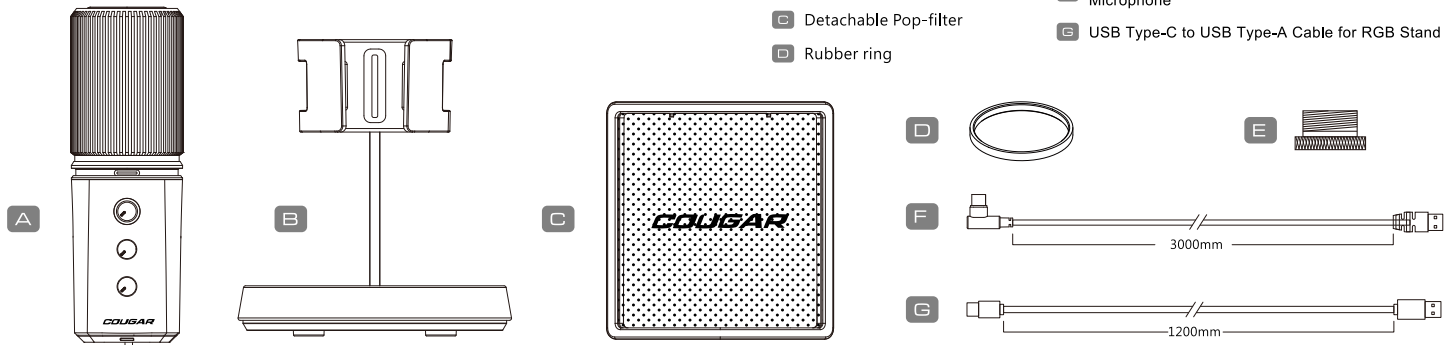




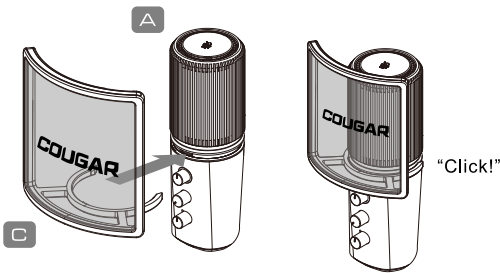
# SCREAMER-X

## PRODUCT PARTS AND PACKAGE CONTENTS

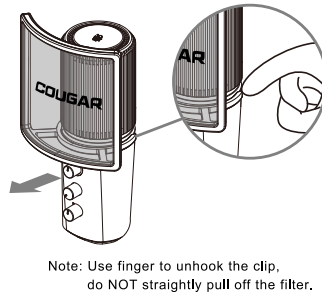


## INSTRUCTIONS

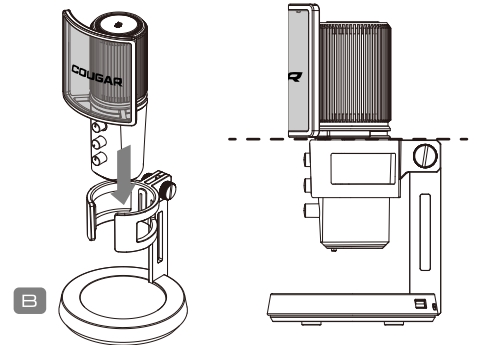
### 1 Pop-filter Installation



### 2 Pop-filter Removal

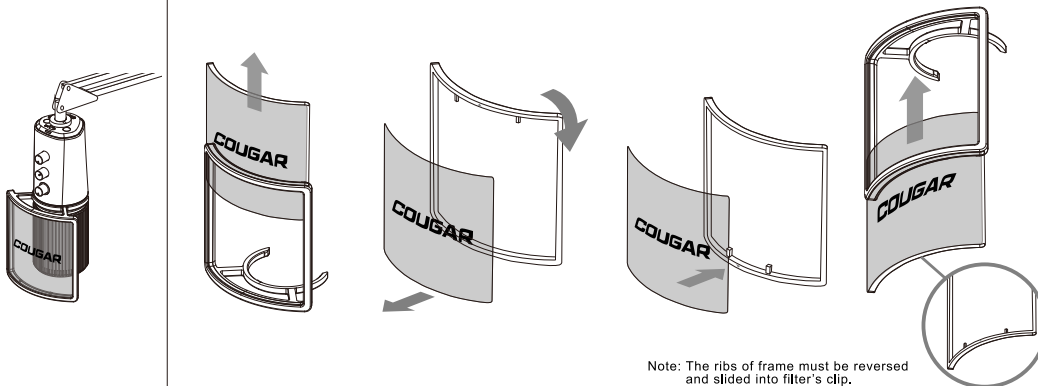


### 3 Assembling Screamer-X

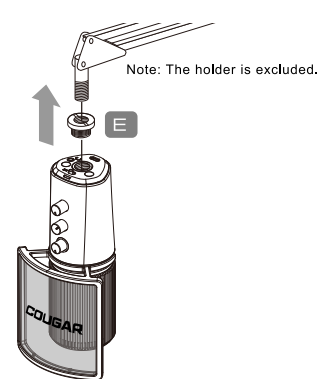


### 4 Holder Mode

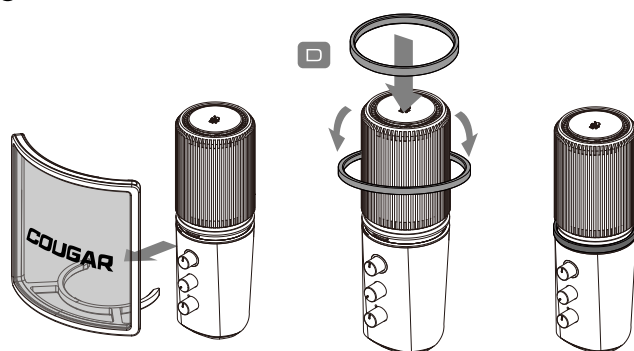
#### Pop-filter Reversed Installation for Holder Mode



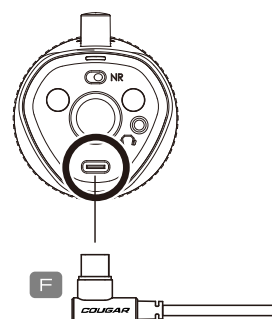
#### 3/8" Screw Adapter for Holder Mode



### 5 Rubber Ring Installation

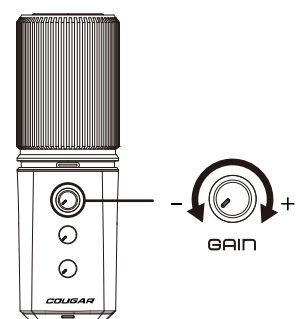


### 6 Connecting the microphone



Type-C  
(L-shape USB Type-C to USB Type-A Cable for Microphone)

### 7 Adjusting microphone gain



9 Selecting a microphone polar pattern



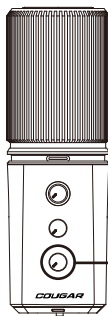
PATTERN SYMBOL	PICK-UP DIRECTION
<b>CARDIOID</b>	
<b>SHOTGUN</b>	
<b>BI-DIRECTIONAL</b>	
<b>OMNI-DIRECTIONAL</b>	

10 Real-time monitoring

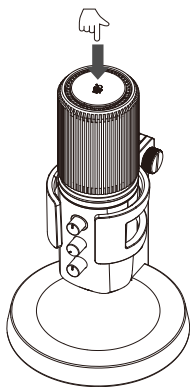


3.5mm monitoring jack

A convenient 3.5mm jack allows you to monitor the sound without audio selection in operation system's control panel.



11 Tap-to-mute Button



Red LED "on" for Mute

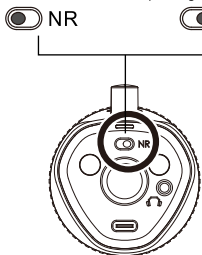


Red LED "off" for Sound Pickup



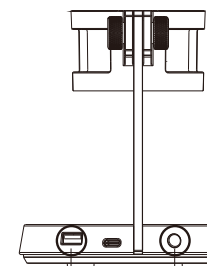
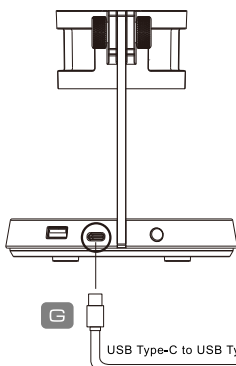
12 Noise reduction switch

Noise Reduction "off" Noise Reduction "on" (Orange LED "on")



NOTE: The best reduction performance is in solo gaming streaming within 15cm distance, closed to the pop-filter.

13 RGB Stand switch



USB 3.0 transmission RGB switch button

USB Type-C to USB Type-A Cable for RGB Stand

ENGLISH

- Intuitive Tap to Mute Button Indication
- Environmental Noise Reduction Switch
- 3 Omni-dimensional Microphones
- 4 Pick-up Polar Patterns: Cardioid, Shotgun, Bi-directional & Omni-directional
- Convenient Lag-free Monitoring
- Type-C Connection for Faultless Transmission
- Double Pop Filter: Internal and Detachable Kit
- Mounting Screw Hold for Crane Microphone Hanger
- Anti-vibration through Multiple Rubber Materials
- Adjustable RGB Lighting Stand and USB High-speed Hub

DEUTSCH

- Richtcharakteristiken: Nierencharakteristik, Richtmikrofon, Bidirektional, Omnidirektional
- Schalter zur Geräuscherdrückung
- Stumm-Taste mit intuitiver Anzeige
- Typ-C-Anschluss für fehlerfreie Datenübertragung
- Regelbarer RGB-Beleuchtungssockel und USB-Hochgeschwindigkeits-Hub

ESPAÑOL

- Patrones polares de captación: Cardioide, shotgun, bidireccional y omnidireccional
- Interruptor de reducción del ruido ambiental
- Indicación intuitiva del botón de silencio
- Conexión tipo C para una transmisión sin fallos
- Base de iluminación RGB ajustable y hub USB de alta velocidad

PORTUGUÊS

- Padrões de absorção polar: Cardioide, Shotgun, Bi-directional & Omni-directional
- Interruptor de redução de ruído ambiental
- Indicação intuitiva do botão de silêncio
- Conexão tipo C para uma transmissão sem falhas
- Base de iluminação RGB ajustável e hub USB de alta velocidade

РУССКИЙ

- Выбор диаграммы направленности: кардиоидная, пушка, двунаправленная и всенаправленная
- Переключатель шумоподавления окружающей среды
- Интуитивно понятный индикатор кнопки нажатия для отключения звука
- Type-C подключение для безупречной передачи данных
- Регулируемая подставка с RGB-подсветкой и высокоскоростным USB-разветвителем

FRANÇAIS

- Capter les modèles polaires : Cardioïde, Shotgun, bidirectionnel et omnidirectionnel
- Commutateur de réduction du bruit environnemental
- Affichage intuitif des boutons pour mettre en sourdine
- Une connexion type C pour une transmission sans faille
- Base d'éclairage RGB ajustable et hub USB à haut débit

한국어

- 폴리 패턴 : 단일지향성 모드, 샷건 모드, 양지향성 모드, 무지향성 모드
- 환경 소음 감소 스위치
- 즉시 음소거 버튼
- 결점없는 전송을 위한 Type-C 연결
- 조정 가능한 RGB 조명베이스 및 USB 고속 허브

日本語

- ポーラパターン : マルチパターン (カーディオイド・ショットガン・双指向性・無指向性)
- 環境騒音低減スイッチ
- 直感的なミュートボタン
- USB Type-C接続の高品質なマイクロホン
- 調整可能なRGB照明ベースとUSBハブを搭載

中文

- 心型、散弹枪、双向、全指向收音，专业收音系统
- 环境收音降噪开关，智能降噪抗干扰
- 直觉式静音开关指示
- Type-C准确声音传输
- RGB底座稳固且具集线器功能

SYSTEM REQUIREMENTS

- PC - Windows 10
- MAC - macOS (11.0 or higher)
- USB 2.0 / USB 3.0

GLOBAL WARRANTY POLICY

WARRANTY PERIODS OF COUGAR GAMING DEVICES

Product : COUGAR SCREAMER-X gaming microphone  
Warranty : 1 Year  
This warranty gives you specific legal rights. You may also have other rights granted under local law. These rights may vary.

WARRANTY AGREEMENT

- If the product has defects in material or manufacture, COUGAR will provide product repair and replacement service within the warranty period.
- Our warranty service is based on the date of the invoice or warranty card (must be affixed with the store stamp).
- If you lose the aforementioned evidence, we will apply the original shipping date of the product as the beginning date of warranty period. The shipping date will be identified by the product serial number(S/N).

CONDITIONS WHERE FREE MAINTENANCE IS NOT PROVIDED

- Any fault or damage caused by natural disasters (including storm, fire, flood, thunder, earthquake, etc).
- Any fault or damage caused by accidental factors and man-made reasons (including hit, scrape, crash, moving, compression, stain, corrosion, use of incurred on unsuitable voltage, computer virus, riot, misuse, malicious damage, etc).
- Use in an improper operating environment (including high temperature, high humidity, water inflow, etc).
- Inability to provide the product warranty card, purchase receipt or invoice to prove the product is still within the warranty period and the shipping date of the product is out of warranty.
- The warranty card or product serial number has been altered or its number is hard to identify.
- The warranty period has expired.
- Any fault or damage caused by non-compliance with regulations stated on the user manual or improper, rough and careless treatment.
- Any fault or damage caused by use of parts not certified by COUGAR original manufacturer.
- The problem is caused by improper repair or adjustment by the buyer or any manufacturer without authorization from COUGAR.
- The product is not acquired from an authorized distributor of the company or is acquired from illicit sources.
- Paper carton, instruction and other accessories are not warranted.

DISCLAIMERS

- COUGAR does not authorize or endorse the user of COUGAR products as a part of, together with, or connected to, life support devices, medical equipment in general, military equipment, traffic or transportation-related equipment or disaster prevention systems.
- COUGAR is not liable for any damage, expense, loss, cost, injury or any other result derived from the use of COUGAR products not specifically for PC gaming in the compatible operative systems indicated by COUGAR.
- COUGAR is not liable for any damage, expense, loss, cost, injury or any other result due to use of COUGAR products not in strict accordance with the instructions provided by COUGAR in the instruction manual.
- Software, instruction manuals, consumables (for example mouse pads, mouse feet, etc.), boxes or other external packaging are not covered by the warranty.
- For inquiries about the warranty, please contact us at [service@cougargaming.com](mailto:service@cougargaming.com)

LEGAL NOTICES

This manual was created by Compucase Enterprise and may not be completely or partially copied, passed on, distributed or stored without written consent by Compucase Enterprise. COUGAR® is a registered brand of Compucase Enterprise. Other product and company names mentioned in this documentation may be brands or trademarks of their respective owners. Compucase Enterprise reserves the right to make changes concerning the contents of the manual and the technical data of the product without previous announcement.



All other registered trademarks belong to their respective companies.

MANUFACTURER CONTACT

COUGAR USA Technical Service  
Tel: (833) 256-3778  
Mail: [rma@compucaseusa.com](mailto:rma@compucaseusa.com)  
<https://cougargaming.com/support/contact/upload/>

Compucase Enterprise Co.,Ltd.  
No. 225, Lane 54, An Ho Road, Sec. 2  
Tainan, Taiwan, R.O.C  
Tel:+886-6-356-0606  
Service E-Mail:[service@cougargaming.com](mailto:service@cougargaming.com)

For more information, please visit <https://cougargaming.com>  
Compucase Enterprise Co.,Ltd.  
All rights reserved. Made in China

ДАТА ИЗГОТОВЛЕНИЯ ПРОДУКЦИИ

год и месяц изготовления продукции указаны в серийном номере продукта.  
(существует 2 способа определения даты изготовления, оба способа описаны ниже)

**A** После S/N: первые две цифры означают год, вторые две – месяц изготовления.  
Например, S/N: H1702000001 означает, что товар был произведен в феврале 2017 года.

**B** После S/N: если указаны буквы, то две буквы представляют цифры из таблицы ниже, и означают год, последующие две цифры – месяц изготовления.  
Например, S/N: DAG02REV1000001 означает, что товар был произведен в феврале 2017 года.

A	B	C	D	E	F	G	H	I	J
1	2	3	4	5	6	7	8	9	0

• Например, AG = 17 = 2017 год