



SWM281

SWM281 Gigabit Ethernet managed switch



Energy & utilities



Enterprise



Industrial & automation



Retail



Smart city

L2+

Advanced routing protocols & VLAN segmentation

HYBRID CONNECTIVITY

24 Gigabit Ethernet with 4 SFP ports for density and long-distance connectivity

CLOUD-ENABLED

Shipped with 2 years of RMS Management

PROTOCOLS

Profinet, MRP, and EtherNet/IP for mixed industrial environments

Ethernet

Fiber	4 x SFP ports
IEEE 802.3 series standards	802.3i, 802.3u, 802.3ab, 802.3x, 802.3az
ETH	Multi-layer managed 24 x ETH ports, 10/100/1000 Mbps, supports auto MDI/MDIX crossover

INDUSTRIAL PROTOCOLS

Profinet	Profinet Class B conformance (available with optional order code)
----------	---

Services

EtherNet/IP	Yes
SNMP V2, V3	Yes
LLDP	Yes
Network Management	802.1p class of service, 802.1x port-based network access control, 802.1Q VLAN

Network

Routing	Dynamic routing (BGP, OSPF v2, RIP v1/v2, EIGRP)
Port aggregation	802.3ad (LACP)
MRP	MRP client role, MRP manager role
L2 features	Loop protection, Forwarding table, VLAN, STP/RSTP
DHCP	DHCP server, DHCP client, DHCP static leases capable of using MAC with wildcards
Multicast	IGMP snooping, multicast querier support
Port Settings	Enable/disable, link speed control, port isolation, EEE (802.3az) management, Port Mirroring
L3 Features	Static IPv4 routing, static IPv6 routing, DHCPv6 client, static IPv6 address

QoS

QOS	Port priority, DSCP priority, 802.1p priority, TOS
Scheduling method	SP/WFQ/WRR
Bandwidth control	Rate limiting, storm control
Traffic Shaper	Port-based shaping

Diagnostics

Tools	Cable diagnostic, ping, traceroute, nslookup
-------	--

Security

Authentication	PAM — preshared key, Radius & TACACS+, IP & login attempts block
VLAN	Port VLAN separation
802.1x	Port-based network access control client and server
MAC filtering support	Allow specific MAC addresses to connect through specified ports, ignore unauthorized or disable the port if an unauthorized MAC address is detected

API

Teltonika Networks Web API (beta) support	Expand your device's possibilities by using a set of configurable API endpoints to retrieve or change data. For more information, please refer to this documentation: https://developers.teltonika-networks.com
---	---

System Characteristics

CPU	Realtek, 500MHz, MIPS-4KEc
RAM	128MB, DDR3
FLASH storage	16 MB serial flash

Firmware/Configuration

WEB UI	Update FW from file, check FW on server, configuration profiles, configuration backup
FOTA	Update FW
RMS	Update FW/configuration for multiple devices at once
Keep settings	Update FW without losing current configuration
Factory settings reset	A full factory reset restores all system settings, including the IP address, PIN, and user data to the default manufacturer's configuration

FIRMWARE CUSTOMISATION

Operating system	SwmOS (OpenWrt based Linux OS)
Supported languages	Busybox shell, Lua, C, C++
Development tools	SDK package with build environment provided
Package Manager	The Package Manager is a service used to install additional software on the device

Performance Specifications

Bandwidth (Non-blocking)	56 Gbps
Forwarding rate	83.33 Mpps
Packet buffer	512 KB
MAC address table size	8K entries
Jumbo frame support	10000 bytes

Power

Connector	C14 connector
Input voltage range	100-240 VAC, 50/60 Hz
Power consumption	Idle: 5.5 W / Max: 20 W

Physical Interfaces

Ethernet	24 x RJ45 ports, 10/100/1000 Mbps
Fiber	4 x SFP ports
Status LEDs	1 x Power LED, 48 x ETH status LEDs, 1 x Status LED, 4 x SFP status LEDs
Power	1 x C14 connector
Reset	Software reset button
Other	1 x Grounding screw

Physical Specification

Casing material	Anodized aluminum housing and panels
Dimensions (W x H x D)	483 x 44 x 234 mm
Weight	1853 g
Mounting options	Rack mounting kit

Operating Environment

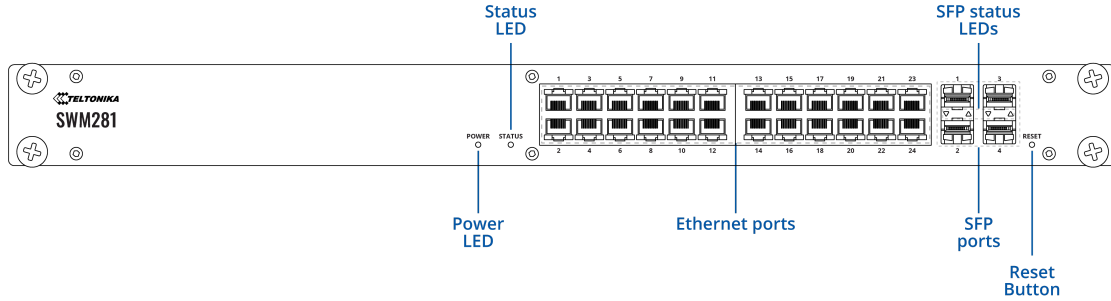
Operating temperature	0 °C to 50 °C
Operating humidity	10% to 90% non-condensing
Ingress Protection Rating	IP30

Regulatory & Type Approvals

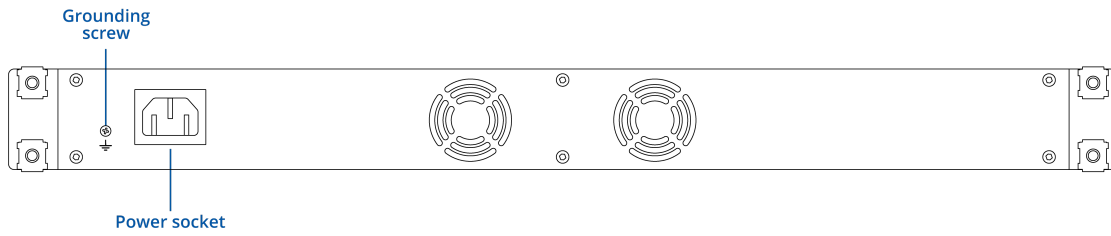
Regulatory	CE, UKCA, CB, RCM, FCC, IC
------------	----------------------------

Hardware

FRONT VIEW



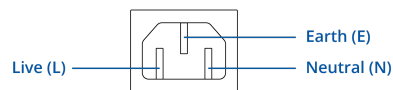
BACK VIEW



RJ45 LED MEANING



POWER SOCKET PINOUT



Ordering

Standard package*



SWM281



QUICK START GUIDE

*Standard package contents may differ based on standard order codes.

For more information on all available packaging options – please [contact us](#) directly.

Classification codes

HS Code: 851762

HTS: 8517.62.00

Available versions

<p>SWM281 *****0 PROFINET disabled by default</p>	<p>N/A</p>	<p>SWM281000200 / Standard package without power cord SWM281000700 / Standard package with EU power cord SWM281000800 / Standard package with UK power cord SWM281000900 / Standard package with US power cord SWM281000A00 / Standard package with AU power cord</p>
--	------------	---

<p>SWM281 *****1 Profinet Class B conformance</p>	<p>N/A</p>	<p>SWM281000201 / Standard package without power cord</p>
--	------------	---

SWM281 spatial measurements


Available versions

<p>Box:</p>	<p>510 x 73 x 318 mm</p>
<p>Device housing (W x H x D)*</p>	<p>483 x 44 x 234 mm</p>

*Housing measurements are presented without antenna connectors and screws; for measurements of other device elements look to the sections below

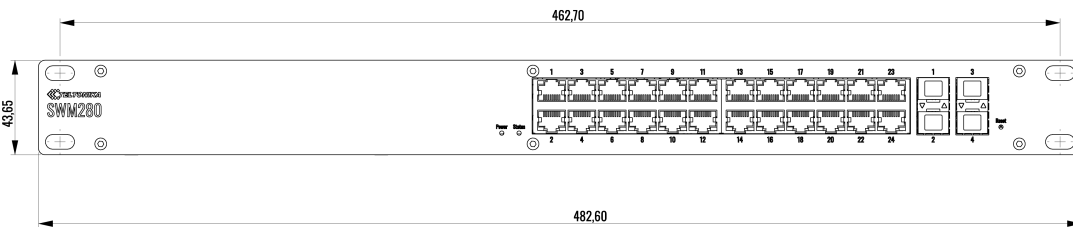
TOP VIEW

The figure below depicts the measurements of device and its components as seen from the top:



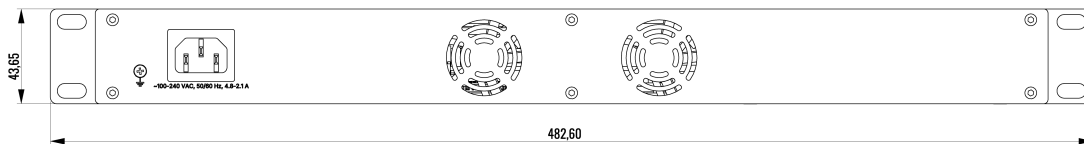
FRONT VIEW

The figure below depicts the measurements of device and its components as seen from the front panel side:



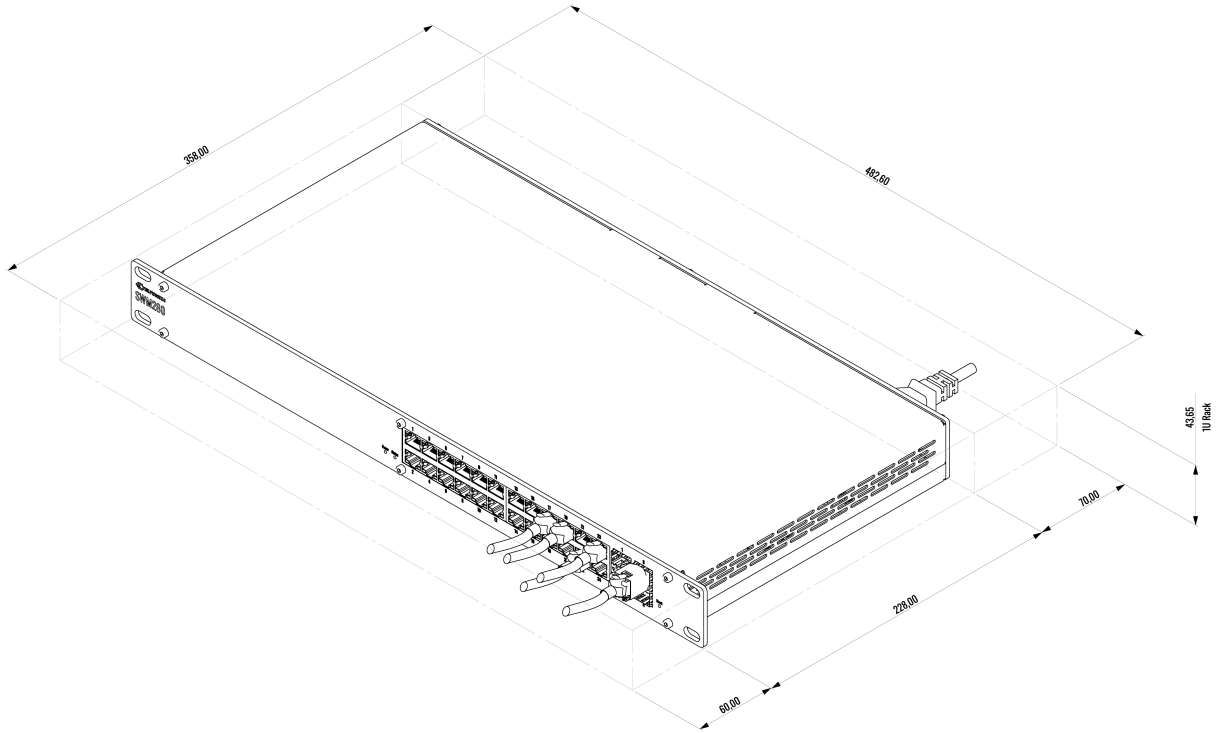
REAR VIEW

The figure below depicts the measurements of device and its components as seen from the back panel side:



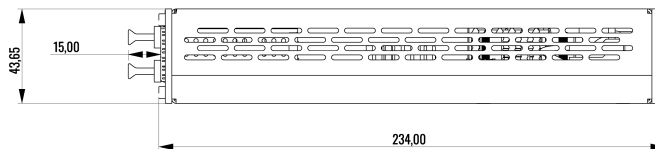
MOUNTING SPACE REQUIREMENTS

The figure below depicts an approximation of the device's dimensions when cables and antennas are attached:



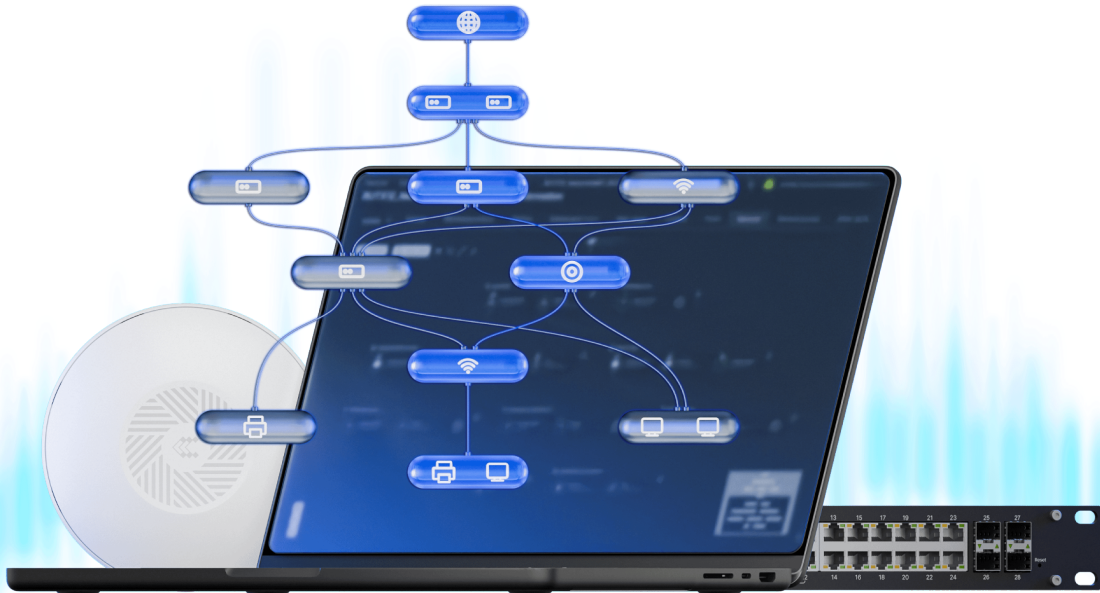
RIGHT VIEW

The figure below depicts the measurements of device and its components as seen from the right side:



RMS

REMOTE MANAGEMENT SYSTEM



UNIFIED ENTERPRISE CONTROL. SIMPLIFIED.

One Integrated Ecosystem

Your complete networking solution: TAP Access Points, SWM/TSW Switches, and the power of RMS – all working together on one secure platform.

– Vendor-Neutral Management: RMS manages Teltonika and 3rd-Party networking devices from a single platform.

– No Hardware Controllers: Save cost and complexity. Manage everything through RMS or local OS.

– Enterprise OS: RutOS & TswOS come with built-in VPN, VLAN/QoS, enhanced security, and powerful automation tools.

Unmatched Remote power

– **RMS Access Included:** Get two years of free remote monitoring and configuration immediately upon purchase.

– **Interactive Network Map:** Visual 2D topology for faster diagnostics and configuration directly from the map.

– **Extend Your Reach:** Securely access any device behind your network through RMS Connect (cameras, PLCs, servers, etc.) extending management beyond our hardware.